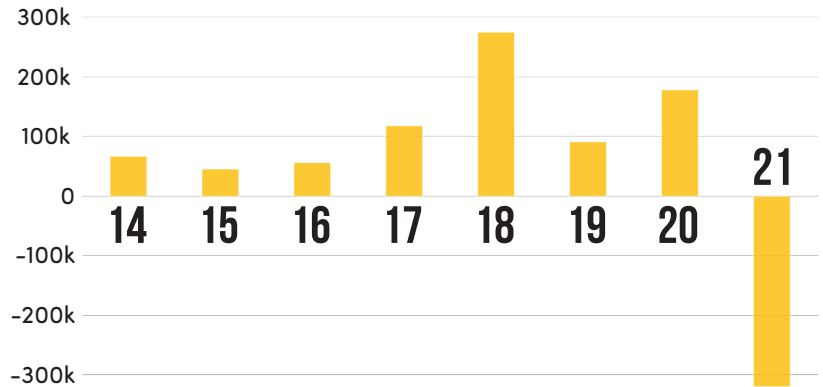
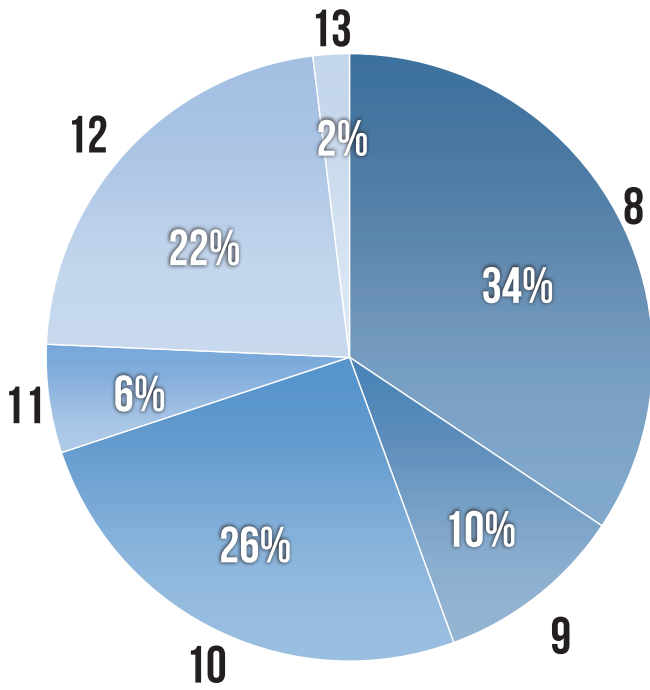
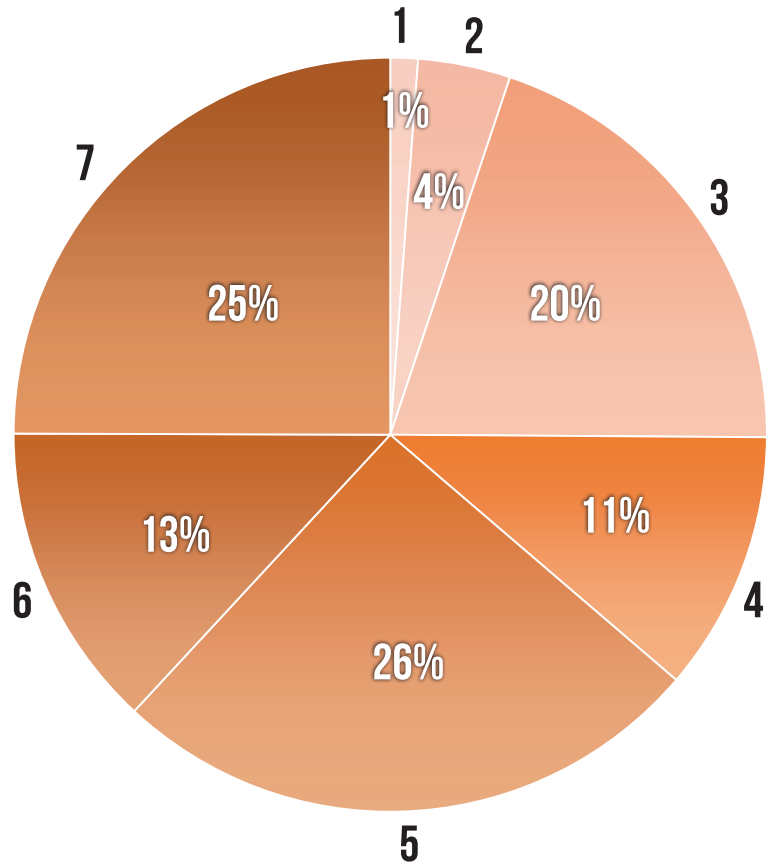


ANNUAL REPORT FY 17/18

July 1, 2017 - June 30, 2018

1. Admissions	24,082
2. Memberships	80,863
3. Special Events	406,525
4. Government Support	227,472
5. Grants & Donations	522,007
6. Consignment, Rentals & Other	267,896
7. Endowment & Investments	508,315
Total	2,037,160

8. Collections & Exhibitions	687,569
9. Education Programs	201,216
10. Membership, Visitors & Events	510,397
11. Fund Raising, Rentals & Store	115,385
12. General Admin & Facilities	447,828
13. Endowment & Investments	38,682
Total	2,001,077



STUB PERIOD FY18

July 1, 2018 - December 31, 2018

In 2018 the museum transitioned our bookkeeping from a fiscal year to a calendar year. This left a six month stub period. For more information visit: artmuseum.org/about/publications

14. Admissions	66,817
15. Memberships	45,947
16. Special Events	56,778
17. Government Support	118,316
18. Grants & Donations	275,441
19. Consignment, Rentals & Other	91,415
20. Endowments	177,919
21. Unrealized Loss on Investments	(319,362)
Total	513,271

22. Collections & Exhibitions	345,712
23. Education Programs	110,106
24. Membership, Visitors & Events	187,551
25. Fund Raising, Rentals & Store	53,696
26. General Admin & Facilities	193,281
27. Endowment & Investments	16,906
Total	907,252

